



MAGIC™
JUDGE

MAGIC
The Gathering
GRAND PRIX
SANTIAGO

Travel Guide 2014

Felipe Elgueta - Felipe Uribe



Content

- 1. Useful information upon arrival3
- 2. Easiest way to fly to the city3
- 3. Means of Transport5
- 4. Venue Information8
- 5. Hotels near the tournament venue10
- 6. Touristic Spots13
- 7. Tours20
- 8. Recommendations to visit21
- 9. Food and beverages24
- 10. Useful Tips24
- 11. Local Game Stores25
- 12. Currency exchange houses27



1. Useful information upon arrival.

In Chile functions the “Servicio Agrícola y Ganadero” (SAG), which is in charge of controlling agricultural and livestock products that enter the country. In case you bring any product of the mentioned categories, whether you carry it on your hand baggage or not, you will have to declare it using this form:

http://www.sag.cl/sites/default/files/declaracion_jurada_sag_aduana.pdf

Please, do not risk to not declaring something, for tax penalties are very high. If you have any doubts, it is better to ask to any of the SAG crew that will be at the airport.

Once the products are declared, a SAG inspector will evaluate if those products are permitted to enter the country.

Apart from that, the rest of the procedures are the regular ones you will find at any other airport, such as mentioning the reason of your trip, where and how long you will be staying, etcetera.

2. Easiest way to fly to the city.

You have arrived to Santiago! If you have arrived by plane, it is possible that you do not have much money destined to taxis or unnecessary transfer services; in that case, your best option is to take a bus from the airport to the city centre. Buses stop right outside the airport. Buses from Centropuerto or Tur-bus have a frequency of 10 minutes. These buses cost around 4 dollars per person, and its destinations can be the Bus Terminals “Universidad de Santiago” or “Los Héroes” (be sure to ask before going on the bus). We recommend Tur-bus, their buses are very comfortable and highly equipped (Air conditioning system, Comfortable seatings, W.C, etc.).

If you want to see all places in only one map, please click this link:

<https://mapsengine.google.com/map/u/0/viewer?mid=zKv0VMrQ7ucw.kGSQZGflvtzM>



MAGIC

The Gathering

GRAND PRIX SANTIAGO

Travel Guide 2014



Fig 1. Santiago's Subway network.
 Link: <http://www.metro.cl/estacion/plano-red>

If you want to see all places in only one map, please click this link:
<https://mapsengine.google.com/map/u/0/viewer?mid=zKv0VMrQ7ucw.kGSQZGflvtzM>



3. Means of Transport.

It is time to travel! You will need to use the city's public transport. Nowadays, Santiago has a transportation system called Transantiago, and its payment form consists on a magnetic card; this card can be used either for buses or metro.

The card has a cost of CLP (Chilean Pesos) 1350. Transantiago has the advantage that passengers can make up to three combinations, buses or metro, for a fixed price depending on the time of the day. Bip! Card can be bought and recharged at any metro station. Cards do not come with an initial balance to travel, so you must charge it additional money the momento you purchase it (just ask the employee at the ticket booth for a Bip card with X money and s/he will tell you how much you will have to pay).



Fig 2. Bip! Card

On figure 3 you can see the fees, together with the available combinations you can make during 2 hours.

If you want to see all places in only one map, please click this link:

<https://mapsengine.google.com/map/u/0/viewer?mid=zKv0VMrQ7ucw.kGSQZGflvtzM>



<p>Hora Baja</p> <p>06:00 - 06:29 hrs. 20:45 - 23:00 hrs.</p>	+ + \$590 + \$30 + \$0	<p>\$620</p>
	+ + \$620 + \$0 + \$0	
	+ + \$620 + \$0 + \$0	
	 \$590	
<p>Hora Valle</p> <p>06:30 - 06:59 hrs. 09:00 - 17:59 hrs. 20:00 - 20:44 hrs.</p>	+ + \$640 + \$0 + \$0	<p>\$640</p>
	+ + \$620 + \$20 + \$0	
	+ + \$620 + \$0 + \$0	
	 \$590	
<p>Hora Punta</p> <p>07:00 - 08:59 hrs. 18:00 - 19:59 hrs.</p>	+ + \$700 + \$0 + \$0	<p>\$700</p>
	+ + \$620 + \$80 + \$0	
	+ + \$620 + \$0 + \$0	
	 \$590	

Fig 3. Transantiago's fees

If you want to see all places in only one map, please click this link:
<https://mapsengine.google.com/map/u/0/viewer?mid=zKv0VMrQ7ucw.kGSQZGflvtzM>



Fig 4. Transantiago's Card system



Fig 5. Subway Card system

If you want to see all places in only one map, please click this link:
<https://mapsengine.google.com/map/u/0/viewer?mid=zKv0VMrQ7ucw.kGSQZGflvtzM>



4. Venue Information.

4-1. Grand Prix Venue.

The venue will be **Hotel Grand Palace**, located in Huérfanos 1178, Santiago Centro.

Where is it? It is 3 blocks from the metro station “*La Moneda*” (metro’s red line), as it is shown on figure 6.

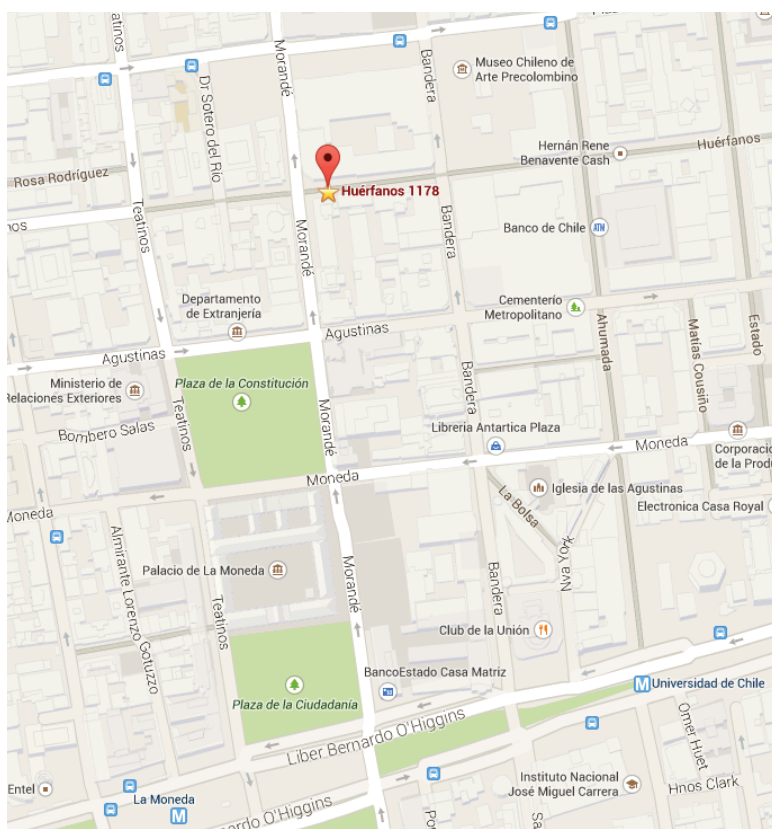


Fig 6: Grand Prix venue, marked with a star.

In order to get to the metro station “*La Moneda*” (Red Line) from the bus terminal, you must get to “*Los Héroes*” station from the airport, using either bus services *Centropuerto* or *Tur-bus*.

If you want to see all places in only one map, please click this link:

<https://mapsengine.google.com/map/u/0/viewer?mid=zKv0VMrQ7ucw.kGSQZGflvtzM>



4-2. Judges & Staff accomodation.

Judges will be accommodated at **Atacama Hostel**, which is in Román Díaz 130, Providencia, 3 blocks away from “Manuel Montt” and 4 blocks away from “Salvador” metro station.

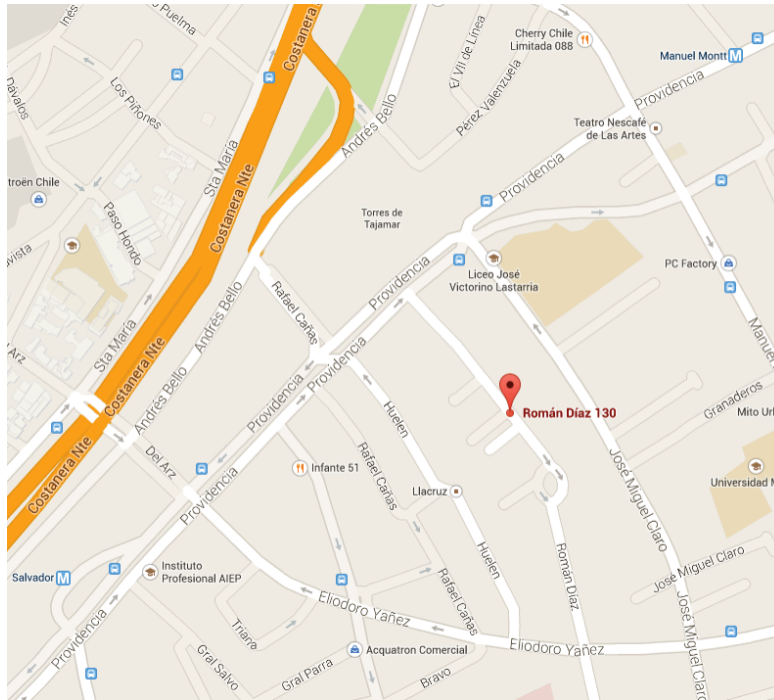


Fig 7: Hostel Location, marked with a red marker.

This year, distances can't be covered on foot from the staff hotel to the GP Venue (guide yourself using the metro network map). You have to take the subway to “San Pablo” also, but this time, Get down at “Universidad de Chile” or “La Moneda” there you need to find a street named “morande” and go north on it until you reach “Huerfanos” there you will found the venue. If, while searching for Morandé you get to “Zenteno” it means you walked out the wrong side of “alameda” so you need to cross the street. When you walk out of both stations, make sure you leave the station on the north side.

(Source: Cristián Sánchez. L2 from Punta Arenas, Chile)

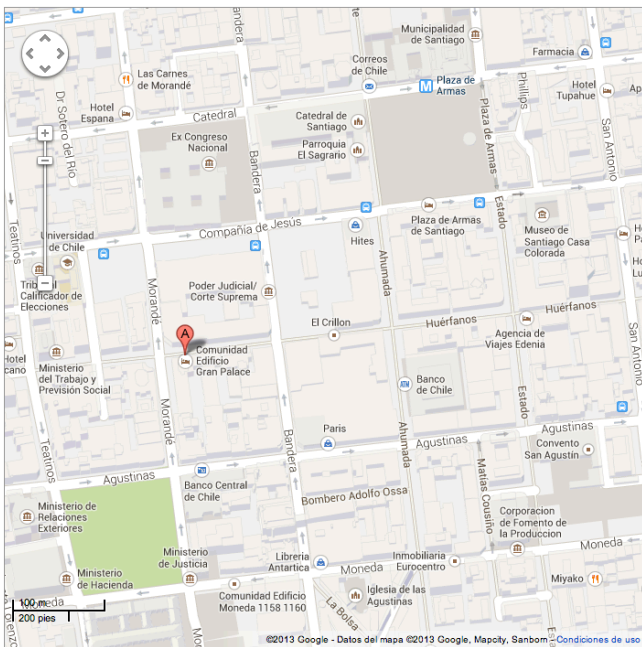
If you want to see all places in only one map, please click this link:

<https://mapsengine.google.com/map/u/0/viewer?mid=zKv0VMrQ7ucw.kGSQZGflvtzM>



5. Hotels near the tournament Venue.

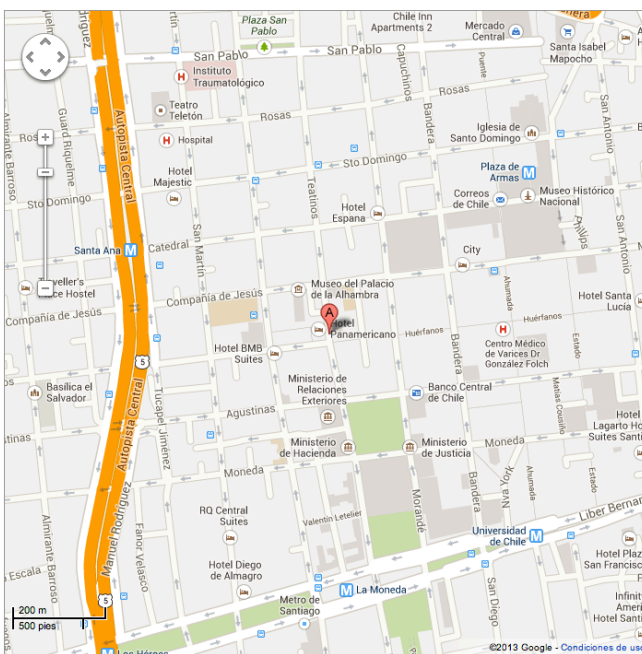
5-1. Hotel List.



Hotel Gran Palace.

Huérfanos 1178–Piso 10.
Santiago Centro.

www.hotelgranpalace.cl
056-2-2671 2551



Hotel Panamericano.

Teatinos 320.
Santiago Centro.

www.hotelpanamericano.cl
056-2-2432 3300

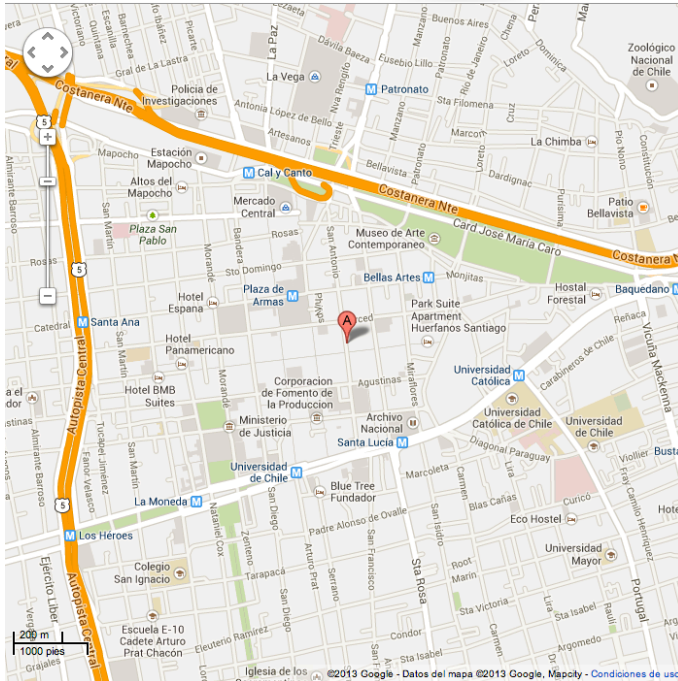
If you want to see all places in only one map, please click this link:

<https://mapengine.google.com/map/u/0/viewer?mid=zKv0VMrQ7ucw.kGSQZGflvtzM>



MAGIC

The Gathering
GRAND PRIX
SANTIAGO
 Travel Guide 2014

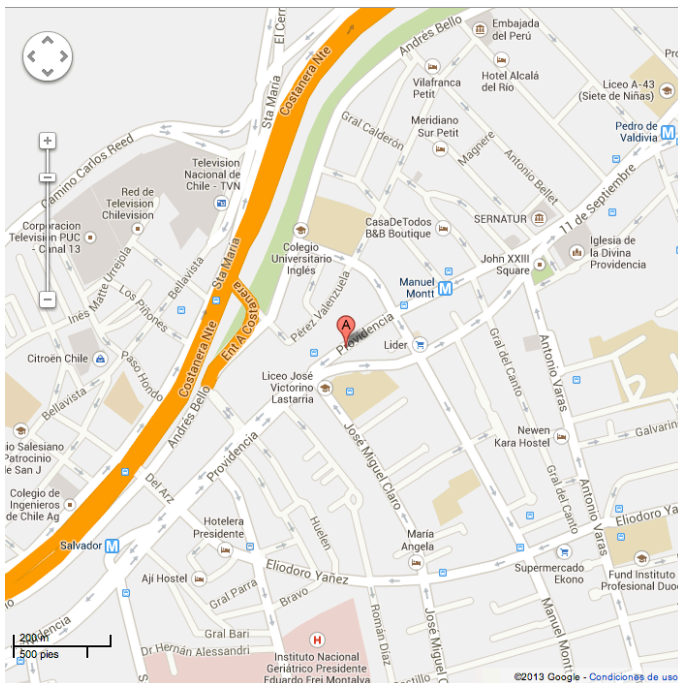


Hotel Santa Lucía.

San Antonio 327.
 Santiago Centro.

www.hotelsantalucia.cl

056-2-2639 8201



Hotel Ibis.

Avenida Providencia 1187.
 Providencia.

<http://www.ibis.com/es/hotel-7853-ibis-santiago-providencia/index.shtml>

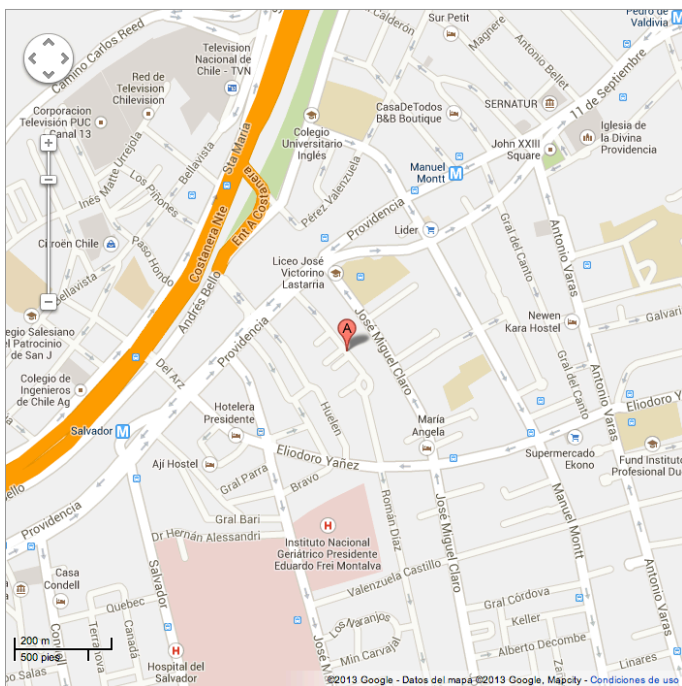
056-2-2768 3800

If you want to see all places in only one map, please click this link:

<https://mapsengine.google.com/map/u/0/viewer?mid=zKv0VMrQ7ucw.kGSQZGflvtzM>



5-2. Hostel List.

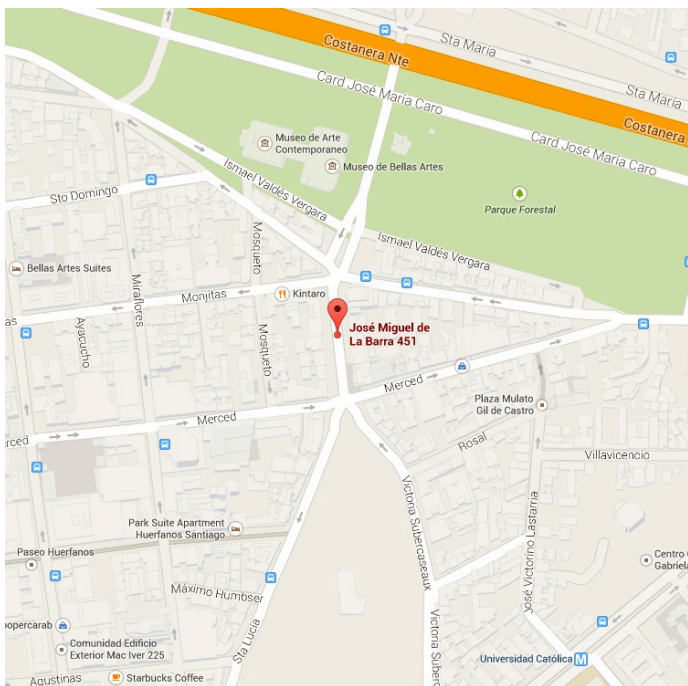


Chile Hostales.

Román Díaz 140.
Providencia.

www.chilehostales.com

056-2-2474 8489



Hostal de la Barra.

José Miguel de la Barra 451.
Santiago Centro.

www.hostaldelabarra.com

056-2-26392384

If you want to see all places in only one map, please click this link:

<https://mapsengine.google.com/map/u/0/viewer?mid=zKv0VMrQ7ucw.kGSQZGflvtzM>



6. Touristic Spots.

6-1. *Patio Bellavista.*

Located between Santiago and Recoleta, it is the most representative artistic place in the city, although at the beginning –early 19th century- it characterized for being a catholic an aristocratic zone. Nowadays, popular bars, cultural centres and international gastronomy coexist, with the crowded Pio Nono Street as their spinal column. The most famous places to visit are Club La Feria, Club Surreal, Club Dominica 54, Ex Oz, and Patio Bellavista, a highly visited cultural centre that also has restaurants. It is only a few steps from the metro station “*Baquedano*” (Line 1), north from Pio Nono Bridge.



Fig 8. Patio Bellavista

If you want to see all places in only one map, please click this link:

<https://mapsengine.google.com/map/u/0/viewer?mid=zKv0VMrQ7ucw.kGSQZGflvtzM>



6-2. Central Market.

If you want to taste typical gastronomy from Chile in a National Monument, this is the place. Quoting its web page:

“This place is known for offering the most typical and traditional dishes, seafood and river nearby local fruits, an offer related to the quality, freshness and seasonality of food. Here definitely converge people from different walks of life, showing the peculiar form of the Chilean mischief. Definitely a place worth visiting whether for everyday shopping, learning more about our culture, gastronomy, typical items, or just to walk around and share.”

Central Market offers a lot of different dishes related to fish, shellfish, and meat. It is an ideal place to know the local gastronomy and also being very cheap at times. Central Market is located at the metro station “Puente Cal y Canto” (Metro Line 2).

Map: <http://g.co/maps/38xp3>

Link: <http://www.mercadocentral.cl/index2.html>



Fig 9. Central Market.

If you want to see all places in only one map, please click this link:

<https://mapsengine.google.com/map/u/0/viewer?mid=zKv0VMrQ7ucw.kGSQZGflvtzM>



6-3. *La Chascona.*

One of the 3 houses from the well-known Chilean poet Pablo Neruda, La Chascona is part of the artistic neighbourhood Bellavista. The house is full of unconventional artifacts that Neruda gathered during his whole life, and artworks of some of their famous friends. Tour prices vary depending on the language spoken by the tour guide, but they are no higher than 8 dollars (CLP4000).

For further information:

<http://www.fundacionneruda.org/en/lachascona/history.html>



Fig 10. La Chascona House.

If you want to see all places in only one map, please click this link:

<https://mapsengine.google.com/map/u/0/viewer?mid=zKv0VMrQ7ucw.kGSQZGflvtzM>



6-4. La Piojera.

One the most famous “picadas” in Santiago, La Piojera is a bar full of mysticism and tradition, where you can taste typical Chilean drinks, at very affordable prices.

It is located in front of the Central Market, just a few steps from the metro station “Puente Cal y Canto”, Aillavilu 1030.



Fig 11. La piojera.

If you want to see all places in only one map, please click this link:

<https://mapsengine.google.com/map/u/0/viewer?mid=zKv0VMrQ7ucw.kGSQZGflvtzM>



6-5. National Museum of Fine Arts.

The Museum of Fine Arts, founded in 1910, is one of the standards of Chilean's national heritages. Located in Parque Forestal 3209, just a block away from the metro station "Bellas Artes" (Line 5), the Museum of Fine Arts has the misión of contributing to the knowledge and spreading of artistic practices contained in the visual arts according to the codes, the époque, and the context where they were developed. The entry fee costs a bit more than 1 dollar, and it is open for public visits from Tuesday to Sunday, between 10:00am and 6:50pm.

Map: <http://goo.gl/maps/KX7hC>



Fig 12. Museum of Fine Arts.

If you want to see all places in only one map, please click this link:

<https://mapsengine.google.com/map/u/0/viewer?mid=zKv0VMrQ7ucw.kGSQZGflvtzM>

6-6. Costanera Center.

Costanera Center is an excellent place to go shopping and find exclusive top stuff.

The mall has 6 floors of restaurants, ice-cream shops, cinemas, and shops of all kinds, such as H&M, Topman, Longines, Lacoste, Tommy Hilfiger, among others.

The place can be seen from many parts of San.ago, provided that it is the highest building of the city by the time being. It is located 2 blocks north from “Tobalaba” station (Line 1)



Fig 13. Costanera Center.

If you want to see all places in only one map, please click this link:

<https://mapsengine.google.com/map/u/0/viewer?mid=zKv0VMrQ7ucw.kGSQZGflvtzM>



6-7. Barrio Brasil.

It is a historical neighborhood which is considered national heritage, since it combines neogothic architecture with the Chilean neoclassic style. The neighborhood was home of the aristocracy during the mid-19th century.

However, in the 1940s, rich people moved towards the east part of the city, leaving those huge households in oblivion.

Nowadays it has been renewed, holding cultural and art spaces, nightclubs, restaurants, cafés, and pubs.

If you are looking for dancing, having fun, and enjoying the local gastronomy, then Barrio Brasil is your place!

It is located on the heart of Santiago, at “Cumming” station (Line 5).



Fig 14. Barrio Brasil.

If you want to see all places in only one map, please click this link:

<https://mapsengine.google.com/map/u/0/viewer?mid=zKv0VMrQ7ucw.kGSQZGflvtzM>



7. Tours.

There are some options for tours around Santiago, some suggestions are included here:

7-1. Free Tour Santiago.

Consisting on a tour around the city on foot. It is based on a tip system, starting at 10 dollars (around CLP5000). These tours are held every day, and have a duration of 4 hours approximately, starting at 10:00am or 3:00pm at *Plaza de Armas* (Arms Square), in front of the Metropolitan Cathedral.

For further information: <http://freetoursantiago.cl/portada.html>

7-2. Turistik.

City Tours on red Double-decker buses, very similar to the ones in cities like New York, London, Madrid and Paris. This enterprise offers different tours across the city, and some of them are around 40 dollars (CLP20000).

For more information, check: <http://www.turistik.cl/tour/santiago-hop-on-hop-off?lang=en>

If you want to see all places in only one map, please click this link:

<https://mapsengine.google.com/map/u/0/viewer?mid=zKv0VMrQ7ucw.kGSQZGflvtzM>



8. Recommendations to visit.

8-1. Teclados Bar - Manuel Montt 634, Providencia.

There is a pub called “Teclados”, which is located a few blocks heading south away from the metro station “Manuel Montt” (Line 1). This pub, apart from offering any kind of drinks and typical food, it characterizes for offering some extremely delicious French fries. The most common ones bring sour cream, cheese, meat, and ciboulette in perfect proportions. It is the ideal place to go with some friends to eat and have a drink. The dish shown on the figure costs around 10 dollars, and it is meant to be for 2 people.



Fig 15. Teclados' French Fries.

If you want to see all places in only one map, please click this link:

<https://mapsengine.google.com/map/u/0/viewer?mid=zKv0VMrQ7ucw.kGSQZGflvtzM>



8-2. Insert Coin Bar – Irarrazabal 1920, Ñuñoa.

At the moment I heard about this place, I think “How it’s possible that I have not thought about before?. Yes, Insert Coin is one of not-thinked ideas: a theme bar about videogames. It looks like a regular bar, but it have a gamer stetic, some couches and LCD TV with videogaming consoles. You can go to drink a cocktail and play FIFA 15 with your friends, or take a gore inspiration and play a Mortal Kombat Tournament, o come back to your childhood and play Mario Kart or Super Smash Bros.

After this description, you can ask: What’s different in comparison of hanging out with friends in my house?. The answer is the Insert Coin’s cocktail menu. You can drink a Sub-Zero, improve your health with a HP, or you can drink a Donkey Kong, the favourite and house’s specialty. But undoubtedly, the most striking drink is “Nukem”, consist in nuclear wastes in a flaming barrel (yes, it’s real). And if you’re hungry, you can grab some Sonic Rings or Chocobo Wings.

Sometimes, you can lose the sensation that you are in a bar, and you really feel in your living room with your friends, that sensation causes that time it’s passing and you don’t realize that. You come back automatically to your childhood. Maybe it’s a little bit alienating, maybe we have to grown up some times, or maybe not. But It's definitely a place worth experiencing.



*Fig 16.
Insert Coin’s
Donkey Kong Cocktail.*

If you want to see all places in only one map, please click this link:

<https://mapsengine.google.com/map/u/0/viewer?mid=zKv0VMrQ7ucw.kGSQZGflvtzM>



8-3. *Passapoga Night Club - Providencia 1100, Providencia.*

Passapoga has become far the nightclub and entertainment venue most stunning and prestigious environment. Inside the elegant surprises, what you see in everything that has to do with decorations, lights, stage and lightning sound equipment and as such, the female subject is to be expected.

Great and beautiful women, all dressed impeccably and sensually indicate that Passapoga is facing a five star place, imed at executives, tourist, businessmen and people of good standard.



Fig 17. Passapoga's Show Girl.

If you want to see all places in only one map, please click this link:

<https://mapsengine.google.com/map/u/0/viewer?mid=zKv0VMrQ7ucw.kGSQZGflvtzM>



9. Food and beverages.

Buying food and beverages in Santiago is very advisable, whether you are buying at a supermarket, liquor stores, butcheries, fast food restaurants, and etcetera.

The only advice we have for you is: **DO NOT** buy food from the people at the streets. Although at times is pretty tempting because of being very cheap, they do not guarantee an appropriate hygiene, resulting in intoxications.

10. Useful Tips.

In general, Santiago is a safe city, mostly during daylight and in the neighbourhoods where you will be around. However, you should be around carefree by any reason, especially at night, when the chances of having a bad time raise in an unfortunate way. Because of that, here are some useful tips:

- Do not go around on your own, try to do it in groups.
- Do not count money on the Street.
- Try to always plan your route beforehand.
- Metro stations close around 11:00pm, so it is advisable to make all your tours before that time. If you are still on the street after that hour, try to find a taxi.
- If you are not thinking on taking any kind of bus from Transantiago, because you do not want to visit remote places (the ones which take long time walking to them), and you are going to take only the metro, then do not buy the *Bip!* Card. You will earn money, and metro stations sell both cards and tickets.
- Print this guide, it might be useful if you forget any detail once you have arrived to Chile.
- If you arrive after 10:00pm at the airport, the safest bet is to use a transfer service to get to the staff hotel, for it is much cheaper than taking a taxi.

If you want to see all places in only one map, please click this link:

<https://mapsengine.google.com/map/u/0/viewer?mid=zKv0VMrQ7ucw.kGSQZGflvtzM>



11. Local Game Stores.

In Santiago there are many local games stores, where you can buy games and accesories to satisfy the nerd that lives in you; some of these stores are owned by some members of the judge community, and the majority of them are open from 11:00am to 10:00pm.

11-1. La Forja de Stone.

Owned by Jorge Peñailillo (L2), located in Gorbea 2170, Santiago. A few steps from the metro station “Toesca” (Line 2) or “Republica” (Line 1)

Map: <http://g.co/maps/tgnfb>

Facebook: <https://www.facebook.com/torneosdcichile?fref=ts>

11-2. Rivendel el Concilio.

Owned by Ignacio Quiroz (L1), it's located in Moneda 772-782, Store 0101-A. A few steps from the metro station “Moneda” or “Universidad de Chile” (Line 1)

Map: <http://g.co/maps/7au2q>

Facebook: <https://www.facebook.com/rivendelelconcilio?fref=ts>

11-3. Stronghold – Entrejuegos.

Owned by Christian Navarro (L1), located in Av. Providencia 2198, store 5. A few steps from the metro station “Los Leones” (Line 1)

Map: <http://g.co/maps/p3e74>

Facebook: <https://www.facebook.com/pages/Entre-Juegos-Stronghold/158220767576478?fref=ts>

If you want to see all places in only one map, please click this link:

<https://mapsengine.google.com/map/u/0/viewer?mid=zKv0VMrQ7ucw.kGSQZGflvtzM>



11-4. In Nomine Draconis.

Owned by Carlos Lorca (L1), located in Américo Vespucio 7547-a, La Florida. Close to the metro station Vicuña Mackenna (Line 4).

Map: <http://goo.gl/maps/Dio9X>

Facebook: <https://www.facebook.com/pages/In-Nomine-Draconis/62076384436?fref=ts>

11-5. Portalmagic.

Owned by Andrés Aguirre (L1) and Alejandro Quijada (L1) located in Apoquindo 7020. Close to the metro station Hernando de Magallanes (Line 1).

Map: <http://goo.gl/maps/z43ro>

Facebook: <https://www.facebook.com/PortalMagic?fref=ts>

11-6. MagicSur.

Owned by Daniel Ortiz (L1), located in Seminario 507. Close to metro station Santa Isabel (Line 5).

Map: <https://goo.gl/maps/zn1Ts>

Facebook: <https://www.facebook.com/magicsur.chile?fref=ts>

If you want to see all places in only one map, please click this link:

<https://mapsengine.google.com/map/u/0/viewer?mid=zKv0VMrQ7ucw.kGSQZGflvtzM>



11. Currency Exchange houses.

It is highly advisable to exchange money at the exchange houses that are located on Agustinas street, a block away heading south from Huerfanos (where the GP will be held). The exchange houses there usually buy and sell foreign currency with very good rates, because of the competition between the exchange houses.

Currency	Conversion to CLP
1 US Dollar	599
1 Euro	757
1 Brazilian Reai	242
1 Argentine Peso	70
1 Mexican Peso	45
1 Colombian Peso	0.3
1 Bolivian Peso	86.6
1 Venezuelan Bolivar	95
1 Uruguayan Peso	24.3
1 Costa Rican Colon	1.1

Fig 18. Reference: Oct-2th, 2014.

If you want to see all places in only one map, please click this link:

<https://mapsengine.google.com/map/u/0/viewer?mid=zKv0VMrQ7ucw.kGSQZGflvtzM>

MAGIC

The Gathering

GRAND PRIX SANTIAGO

31 Octubre - 2 Noviembre
October 31th - November 2nd

"Siéntete libre de compartir esta guía de viajes en cualquier sitio web"

"Feel free to share this travel guide in any website"

"Wizards of the Coast, Magic: The Gathering, and their logos are trademarks of Wizards of the Coast LLC. © 2014 Wizards. All Rights Reserved. This publication is not affiliated with, endorsed, sponsored, or specifically approved by Wizards of the Coast LLC."

