



TRAVEL GUIDE



MAGIC The Gathering GRAND PRIX MADRID

INDEX

INTRODUCING MADRID.....	02
LANGUAGE	02
GENERAL TIPS.....	03
TIPS FOR SAFETY.....	04
EASIEST WAY TO FLY INTO THE CITY.....	05
ARRIVING BY PLANE.....	05
ARRIVING BY TRAIN OR BUS.....	06
ARRIVING BY CAR.....	06
PUBLIC TRANSPORTATION SYSTEM.....	07
UNDERGROUND "METRO".....	07
BUS.....	09
TRAIN "CERCANÍAS".....	09
TAXI.....	10
THE VENUE.....	11
ARRIVING FROM THE AIRPORT.....	11
ARRIVING FROM THE STAFF HOTEL.....	11
HOTELS.....	12
STAFF HOTEL.....	12
HOTELS NEAR THE EVENT SITE.....	12
CHEAP ACCOMMODATION.....	13
SIGHTSEEING.....	14
MONUMENTS.....	14
MUSEUMS.....	14
GARDENS AND PARKS.....	15
LESS KNOWN PLACES.....	16
OTHER CITIES AROUND MADRID.....	17
FOOD AND DRINK.....	18
NIGHTLIFE.....	19
LOCAL GAME STORES.....	20

INTRODUCTION TO MADRID

Madrid is the capital city of Spain and with a population of over 3,2 million people it is also the largest in Spain and third in the European Union! Located roughly at the center of the Iberian Peninsula it has historically been a strategic location and home for the Spanish monarchy. Even today, it hosts mayor international regulators of the Spanish language and culture, such as the Royal Spanish Academy and the Cervantes Institute.

While Madrid has a modern infrastructure it has preserved the look and feel of its vast history including numerous landmarks and a large number of National Museums.

LANGUAGE

The official language is Spanish and sadly a lot of people will have trouble communicating in English.

Simple but Useful Spanish:

These words and phrases will certainly be helpful. They are pronounced exactly as written with the exception of letter "H", which isn't pronounced at all.

ENGLISH	SPANISH
Hello	Hola
Yes	Si
No	No
Please	Por favor
Thank you	Gracias
I don't understand	No entiendo
I don't speak Spanish	No hablo español
Excuse me	Disculpe
I like it	Me gusta
How much is it?	¿Cuánto cuesta?
Cheap	Barato
Expensive	Caro
Beer	Cerveza

And of course, Magic is also played in Spanish

ENGLISH	SPANISH
Go	Vas
Target	Objetivo
In response	En respuesta
End of turn	Final del turno
Wait	Espera
I play	Juego
Draw (a card)	Robo
Draw (the game)	Empate
Good luck	Suerte
Good game	Buena partida
I win	Gano
I lose	Pierdo
I concede	Concedo
I play first	Empiezo yo

Numbers are important too.

ENGLISH	SPANISH
1	Uno
2	Dos
3	Tres
4	Cuatro
5	Cinco
6	Seis
7	Siete
8	Ocho
9	Nueve
10	Diez
100	Cien
1000	Mil

- 1º Estatue of "Oso y Madroño"
- 2º Plaza Mayor
- 3º Puerta Alcalá
- 4º Palacio Real



GENERAL TIPS

Have all important addresses printed out (your hotel, the venue...) with phone numbers to call if you're lost. A printed Google Maps is always useful, as your phone may run out of battery.

Spanish people are usually nice and eager to help you in any way possible: directions, cheap restaurants, museums, or anything you need. The only problem could be language issues: most of them don't speak English. Learning some Spanish (you have a basic dictionary in this GP Guide), using Google Translator and body language, will be useful, and a source of interesting stories, for sure!!

Eating times in Spain are different from Europe. On Spain we usually have lunch at 14:00 and dinner at 21:00.



International phone code: +34

Time zone: GMT +1

Emergency call: 112

Smoking: smoking is forbidden in public places (bars, restaurants, train stations, hotels, etc) but you can smoke outdoors.

Money: Spanish currency is Euro. Credit cards are widely used and accepted, particularly Visa and Mastercard. However, it's always a good idea to have some cash with you (some stores don't accept credit cards).

Electricity: current is at 220V and 50Hz. Plug types C and F

Average °C November: 3-14° C



CONTACT INFORMATION

If you need help you can contact either of these judges:

Regional Coordinator
Alfonso Bueno
+34 660 86 56 75
alfonsojudge@gmail.com

Local L3
Sergio Pérez
+34 630 48 22 86
sergioperezmarcos@gmail.com

Local L2
Sandra Regalado
+34 654 09 91 59
sandra87@gmail.com



1º Spanish plug
2º Skyline of Madrid
3º Euros

TIPS FOR SAFETY

Spain is a safe country, and Madrid is a safe city too. The problem you should pay most attention to is pickpocketing.



- At the airport, as soon as you leave the plane, go immediately to your baggage claim belt and take your baggage. Don't let anybody help you with it. If you choose to take a taxi be sure it is an official one (white car with a red stripe on the side). If you are in doubt, ask the security guards or airport staff.

- If you are carrying a bag it is safer not to carry it on the back, especially on crowded places like Metro or around tourist attractions. If you do, it is very likely that some citizen will ask you to put it on the front for your own security, probably in Spanish: "cuélgala por delante". The same applies to photo cameras, mobile phones, etc.

- Keep your belongings always with you and in sight

- Don't leave your belongings aside while you talk to somebody.
- Don't hang a bag on a chair when you are in a restaurant.
- Always keep money in wallets and bags.

- Be careful with people asking you for help or signatures for strange societies or political movements, money or simply being nice with you for no reason. Thieves work in groups. The most usual situations are:

- One guy asks you for indications and while you are not paying attention to your bag, his buddy takes it.

- In a crowded square, an artist is making some fun act. People are surrounding the artist. The thieves move outside the circle stealing what they can from behind.

- One woman falls on the street screaming, at your side. As a decent human being, you run to help her. Her mate steals your bags. This also can happen with a young child asking for his or her mum. [Call the police or security guards](#) if something like this happens to you.

- In a crowded Metro wagon, a thief might use a knife to open the back of your bag and steal whatever falls off it.

- Do not open your wallet in a public place. Thieves have buddies that are monitoring people and communicate who might be a good prey.

- Be careful in the crowded places where people have to move tight, e.g. Metro, "Puerta del Sol", "Plaza Mayor" and "Rastro". Pickpockets are frequent here.

- It is safe to withdraw money from a cash dispenser but with some care: look around when you are going to take the money and cover the number pad when you are introducing your PIN code. If possible, choose an indoors one. Avoid the ones on the street, especially late at night or in crowded areas.



Use your common sense, avoid getting in trouble, call the police (112) if anything goes wrong, and enjoy your trip!!

1º Thief working
2º Emergency number
3º Baggage claim belt

EASIEST WAY TO FLY INTO MADRID

ARRIVING BY PLANE

As the capital of Spain, Madrid is very well communicated. Although unlike other mayor cities it has only one airport, the Adolfo Suárez Madrid-Barajas Airport is the largest and busiest airport in Spain.

The airport is split into two buildings, one holds terminals T1, T2 and T3 the other one is for T4 and also has a satellite terminal , T4S.

As for the flight companies, T4 is used by Iberia and One World, the rest of Schengen-zone flights go to T1, T2 and T3. Non-Schengen travelers go through T4S.

T1, T2 and T3 are connected to T4 via free bus shuttle. T4S is further away so the shuttle is a train instead of a bus and the trip lasts 20 minutes. This shuttle train is located inside the terminal. In order to reach the TS4 you have to get past the security control.



Check if you need any travel documents like visa to travel to the Spain.

Check the website of the airline or airport for a list of the things you are and aren't allowed to bring in both your checked and cabin baggage. You will find, for instance, that there is a volume limit to containers of liquids in your hand luggage. Stick to the rules to avoid having your stuff confiscated.

There are many options to get to the city from the airport.

Underground (Metro), 5€ - 15 minutes:

Metro Line 8 connects the airport with the whole metropolitan area. There is a metro station at both mayor buildings: "aeropuerto T4" and "aeropuerto T1-T2-T3". The T1-T2-T3 metro station is located at T2.

Be careful because there is a small town with its own station (called Barajas) in between those.



A single trip ticket from the airport to almost any location in Madrid will cost you 5€.

In the case you already have a regular metro ticket or a 10-trip card will need to purchase an additional airport supplement that costs 3€. There is no need of supplement for tourist travel cards.



1



2

Bus:

There are several lines that will take you to the city center, all of them run every 15 minutes and the ticket is purchased directly at the bus, cash only:

- Express line (Atocha – Cibeles – O'Donnell – Airport): 5€ - 40 minutes
- Route 200 (Avenida de América – Airport): 1,5€ - 40 minutes
- Route 101(Canillejas Transport Hub – Airport): 1,5€ - 40 minutes

Train, 2,55€ - from 11 to 38 minutes, depends on destination:

The Cercanías train departs from T4 only every 30 minutes. If you fly to T1, T2 or T3 you can take the free shuttle to get to T4. The approximate journey length is the following:

- Chamartín: 11 minutes.
- Nuevos Ministerios: 18 minutes.
- Atocha: 25 minutes.
- Méndez Álvaro: 29 minutes.
- Príncipe Pío: 38 minutes.

More info and timetables can be found here:

www.aena-aeropuertos.es/csee/Satellite/Aeropuerto-Madrid-Barajas/en/InfoPractica_FP/1237554327779/1237554326802/

Taxi:

There is a flat fare of 30€ if you are travelling to anywhere inside Calle 30, which is more or less the city center. No supplements can be added to this fare.

For any other destination, the minimum fare is 20€ for the first 10 km. After the 10 km mark the taximeter will calculate the rest of the journey at the appropriate rate.

In the case of any complaint or if you suspect the fare was incorrect you can always demand a bill to the driver.

ARRIVING BY TRAIN OR BUS

It is pretty easy to get to Madrid by train or bus from almost any other city, if that is your case you can find information about trains to madrid in the following link:

www.independenttrip.com/en/sightseeing-and-transportation-madrid/train-station-madrid

and for buses:

www.independenttrip.com/en/sightseeing-and-transportation-madrid/bus-station-madrid

ARRIVING BY CAR

In the case you are willing to drive, Madrid, as it is located in the center of the Spanish geography, is the starting point for all of the main highways in Spain. Called A1 through A6. Their distribution is the following:

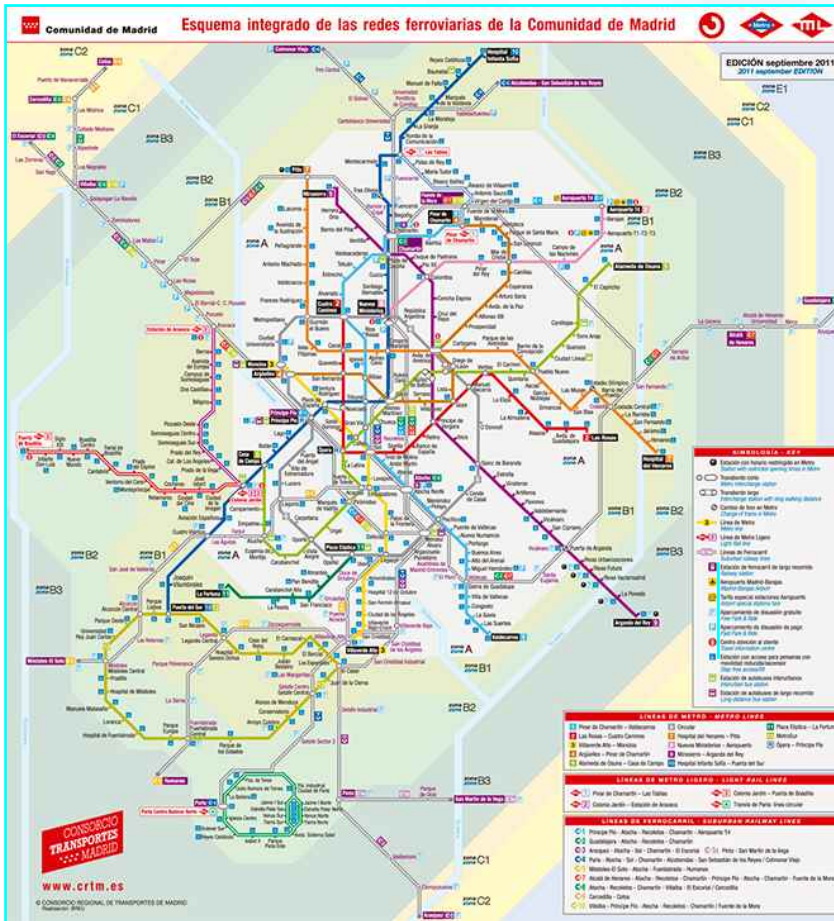
- A1 - Basque Country, if you come from France it is likely that you are taking this highway or the next one in this list.
- A2 - Barcelona, Zaragoza, you can eat very well there!
- A3 - Valencia, hmmm.. sunny...
- A4 - Cordoba and the South coast, it is very hot there but there are a lot of beaches... and tourists
- A5 - Extremadura, very close to Portugal
- A6 - Galicia, it's a pity that Galicia is that far away from Madrid, would be a very nice place to visit!



1º Atocha railway station
2º Adolfo Suárez Madrid-Barajas Airport

PUBLIC TRANSPORTION SYSTEM

You just need to remember one thing about Public Transport in Madrid: it is divided in concentric zones (See attached map).



Most of the time you will only need to travel inside the central zone, "A Zone" and there will very rarely be the need to use more that one or two zones outside it (B1 and B2).

Accordingly, fares usually depend on the zones you are going to travel through so this is probably a good idea for you to have this in mind when you look for a place to stay or visit and where you want to go.

www.ecomovilidad.net/wp-content/uploads/2011/11/integrado.png

UNDERGROUND "METRO"

Madrid has one of the best underground train systems in the World. The most important thing you should know about this underground is the difference between ticket types:

A Single Trip Ticket depends on the number of stations you are going through. If you go up to 5 stations, it costs 1'50 €. Then, each additional station costs 0'10 €, up to 2 € max.

Number of Stops	Cost
1-5 stations	1'5 €
6 stations	1'6 €
7 stations	1'7 €
8 stations	1'8 €
9 stations	1'9 €
10+ stations	2 €

If you go to or out of the airport, you need to know that you have to pay an "Airport Supplement" which costs 3 € if you use a single ticket.



1º Metro



1



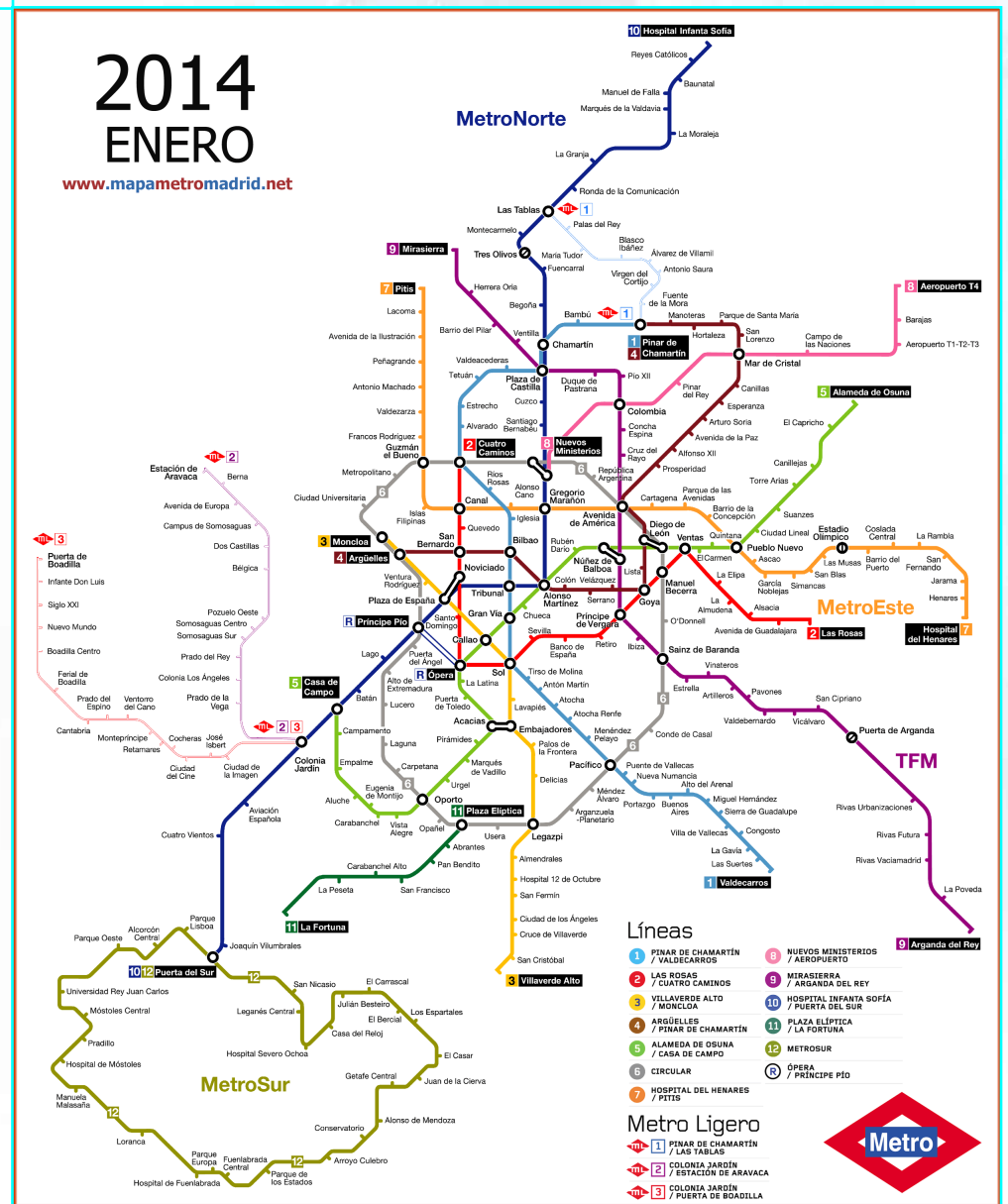
2

A 10 Trip Ticket costs 12'20 €. If you are planning to go sightseeing this is your best option.

There is another way to travel by underground and every other public transport in Madrid with just one ticket, the Tourist Transport Season Ticket. It allows you to use any kind of public transport for a chosen period of time. It is split into two zones: "A Zone" – Only for the Capital City public transport and "T Zone" – valid in the whole province of Madrid. The Airport Supplement is included in this one so you do not have to spend extra for it.

For further information you can also visit:
www.metromadrid.es/en/viaja_en_metro

You can purchase it on any station using the automatic vending machines and also in several Tourist offices.



1º Metro Ticket Machine
 2º Metro entrance



1



2



3



4

BUS

There are two big kinds of buses in Madrid: Intracity buses and Intercity buses. Intracity buses are buses that move inside the Capital City, Madrid (Or inside each separate in the province). Intercity buses which connect towns and cities to each other.

Intracity buses are in A Zone, and they can be used with the 10 Trip Ticket of the Underground (Metro).

Map of the lines and bus stops inside Madrid city:

www.emtmadrid.es/mapaweb/emt.html

A Single Trip Ticket costs 1'50 €, and can only be used in a single bus. It can be purchased at the same bus.

A 10 Trip Ticket costs 12'20 € and can be used for both Underground, Bus and Line 1 of Light Rail.

A 10 Trip Ticket with one bus transfer costs 18'30 €. You can transfer from one bus up to another one within one hour since you took the first bus.

For further information you can also visit:

www.ctm-madrid.es/servlet/RedTransServlet?xh_ACCION=1&xh_TIPO=5&xh_TIPOTRANSPORTE=10

TRAIN "CERCANÍAS"

This mean of transport is faster than the Underground (Metro) for bigger distances, or if it happens to use the same station as the Underground.

The cost for each ticket of the Cercanías train is based on the amount of zones you want to cross.

Cost for different tickets:

Number of Zones	Single Trip Ticket	10 Trip Tickets
1	1'65 €	9'85 €
2	1'65 €	9'85 €
3	1'80 €	13'45 €
4	2'55 €	18'25€
5	3'35 €	23'85 €
6	4 €	28'05 €
7	5'40 €	37'75 €
Green Zone	8'55 €	N/A

1º - 2º Bus
3º - 4º Train "Cercanías"



1



2

TAXI

Taking a taxi in Madrid is a very easy way to move through the city, but it is not the cheapest one. The drivers usually don't have more than 20 € in cash for change so they do not accept any bigger paper money but you can normally pay with credit card in taxis. Ask the driver beforehand!

If you plan to move through the city using a cab, these are the basic cost for the trips:

- Starting Fare:

Monday to Friday, from 6:00 until 21:00	2'40 €
Rest of the Time	2'90 €

- Cost by Kilometer:

Times	Zones	Fare Type	Euros/Km
Mon to Fri from 6:00 until 21:00	A	1	1'05 €
	B	2	1'20 €
Rest of the Time	A	2	1'20 €
	B	3	1'25 €

Radio Teléfono Taxi

www.radiotelefono-taxi.com/calcular-tarifa-taxi.html

info@rttm.es

+34 91 547 82 00

+34 902 478 200

Tele Taxi

www.tele-taxi.es/index.php/en/tarifas

+34 91 371 21 31



1º - 2º Taxis

HOTELS

STAFF HOTEL

Hotel Acta Madfor*** (2,6 km-35min walking)

Paseo de La Florida, 13

Tel: +34 915471400

Email: repcion.madfor@actahotels.com

Price: 70€ double room/night

Link: www.hotel-madfor.com/en/location/



ARRIVING FROM THE AIRPORT

(40min. from T1-T2-T3 / 45min. from T4)

The best way is to use the Underground. Take the Line 8 direction "Nuevos Ministerios". Then, transfer to Line 10 direction "Puerta del Sur" and stop at "Príncipe Pío". When you get outside the Underground station, head southwest toward "Paseo de la Florida".

Turn right onto "Paseo de la Florida" and walk 200 metres more or less (See picture 2).

HOTELS NEAR THE EVENT SITE

NH Ribera del Manzanares**** (2,7 km-37min walking)

Paseo de la Virgen del Puerto, 57

Tel: +34 913643248

Email: nhriberadelmanzanares@nh-hotels.com

Price: 65€ double room/night

Link: www.nh-hotels.com/nh/en/hotels/spain/madrid/nh-ribera-del-manzanares.html



WooTravelling Plaza de Oriente HOMTELS*** (3 km-38min walking)

Cuesta de San Vicente 10-12


Tel: +34 915481217

Email: plazadeoriente@wootravelling.com

Price: 81€ double room/night

Link:

www.wootravelling.com/idioma/en/view/plaza_de_oriente_homtels/2/descripcion.html



1º Hotel Acta Madfor ***

2º Location map of the hotel

3º NH Ribera del Manzanares ****

4º Moderno ***



CHEAP ACCOMMODATION

If you prefer to save some money, there are plenty of budget options available. They are usually smaller and more charming than big modern hotels. It's a nice way to get somehow deeper into local culture.

As an example, some of them are:

La Casa de la Plaza (3 km-38min walking)

Plaza de San Miguel, 5, Piso 1 Izq.

Tel: +34-913-664878

Email: lacasadelaplaza@hotmail.com

Price: 36€ double room/night

Link: www.lacasadelaplaza.com/english/index.html

Los Perales * (3,9 km-50min walking or 27min by metro)

Palma, 61, 1º, Izq.

Tel: +34 915 22 71 91

Price: 32€ double room/night

Link: www.hostallosperales.com/en/presentacion

Hostal Enebral (4,3 km-53min walking or 27min by metro)

Velarde, 22

Tel: +34 914 474 724

Price: 32€ double room/night

Link: www.hostalenebral.com/IN/index.php

Apartamentos Tribunal (4,5 km-55min walking or 25min by metro)

SAN VICENTE FERRER, 1 (ESQUINA C/FUENCARRAL, 79).

Tel: +34 91 522 14 55

Email: reserve@hotel-tribunal.com

Price: 52€ double room/night

Link: www.hotel-tribunal.com/en/

We strongly advise you to choose a place near to public transport (bus/metro). Most of them are, but it's always fine to double-check. Remember that the best option is using metro: both to Alto de Extremadura station (L6) or Lago station (L10). You can also take a bus to Alto de Extremadura stop, lines 31, 33, 36, 39, or 65.

You might have some language issues, as some people in there speak only a bit of English. But don't worry: they'll do their best to communicate with you :)



1º La Casa de la Plaza
2º Los Perales
3º Apartamentos Tribunal



SIGHTSEEING

Madrid has a lot of interest places to be visited. Even if you have lived in the city for a long time, you could still discover new beautiful spots. In this sections we have only mentioned the most important ones.

MONUMENTS

Palacio Real

The Palacio Real is an enormous renaissance building constructed during the 18th and 19th centuries and it is one of the most popular attractions in the city. It is the official residence of the Spanish Royal family, although they only use it for state occasions. There is an entry fee of 10€ but it will be closed if there are state acts planned.

Address: Calle Bailen
Metro: Opera (L2-L5)

Sabatini Gardens – Jardines de Sabatini

Small park that follows the French style of Versailles Gardens, but in a reduced size, that is part of the Royal Palace. There is a pool, statues and fountains among the trees and flowers.

Almudena Cathedral – Catedral de la Almudena

A neo-classic, neo-gothic and neo-Romanic temple, consecrated by Pope John Paul II. The Neo-Gothic interior is uniquely modern, with chapels and statues of contemporary artists, in heretogeneous styles, from historical revivals to "pop-art" decor.

Address: Calle Bailen, 10
Metro: Opera (L2-L5)



Plaza Mayor

Large square with arcades that in old times was the place of the city market. Now it is one of the main tourist attractions, with restaurants, peddlers and artists.

Metro: Sol (L1-L2-L3) and Opera (L2-L5)

Puerta del Sol

The heart of the city of Madrid. This square is the starting point (Km0) of all national roads. It has the most followed clock in Spain to celebrate New Year's Eve and, of course, a lot of shops, bars and restaurants. The longest street in Madrid, Calle Alcalá, starts in this square. Besides, the commercial streets Preciados and El Carmen start here.

Metro: Sol (L1-L2-L3)



Puerta de Alcalá

As one of the icons of Madrid, this ornamental gate was built by King Carlos III in his project of improving the appearance of Madrid. Next to it you can walk into Park of Retiro for a peaceful rest or go to Lagasca Street and try the best burger in Madrid, in Alfredo's Barbacoa.

Address: Plaza de la Independencia, 1
Metro: Retiro (L2)

MUSEUMS

Madrid has a very large amount of museums, but if you like art, those are the three that you can't miss:

The Prado is one of the most important art museums in Europe and amongst the best in the world. The collection includes sculptures, drawings, paintings and art objects by Goya, Velazquez, Tiziano... and other great painters. The general fee is 14€ but entrance is free from Tuesday to Sunday from 18:00 to 20:00.

If you rather like modern art, you should visit **Museo Reina Sofia**. Inside this museum you can admire several pictures by Dalí and Picasso, including the amazing Guernica, among other XX century artists. Entrance fee: 8€



- 1º Sabatini Gardens – Jardines de Sabatini
- 2º Plaza Mayor
- 3º Museo del Prado
- 4º Guernica painting



1

Finally, if you like a review of the whole History of Art, a must visit place is **Museo Thyssen-Bornemisza**. It houses works from the Renaissance to Impressionism. General entrance fee is 10€ and it is free on Mondays (12:00-16:00)

These three museums are very close to each other, being placed in the surroundings of Paseo de Recoletos and Paseo del Prado. If you don't want to miss any of them, you can buy a ticket that include entrance to all three, called "Abono Paseo del Arte", for 25,60€.

Museo del Prado: www.museodelprado.es/en/
 Address: Calle Ruiz de Alarcón 23
 Metro: Atocha (L1), Banco de España (L2)
 Timetable: 10:00-20:00
 Phone: +34 913302800

Museo Thyssen: www.museothyssen.org/en/thyssen/hom
 Address: Paseo del Prado 8
 Metro: Atocha (L1), Banco de España (L2)
 Timetable: 10:00-19:00 (Mondays 12:00-16:00)
 Phone: +34 902 760 511

Museo Reina Sofía: www.museoreinasofia.es/en
 Address: Calle Santa Isabel, 5
 Metro: Atocha (L1)
 Timetable: 10:00-21:00 (until 19:00 on Sundays, closed on Tuesdays)
 Phone: +34 917741000



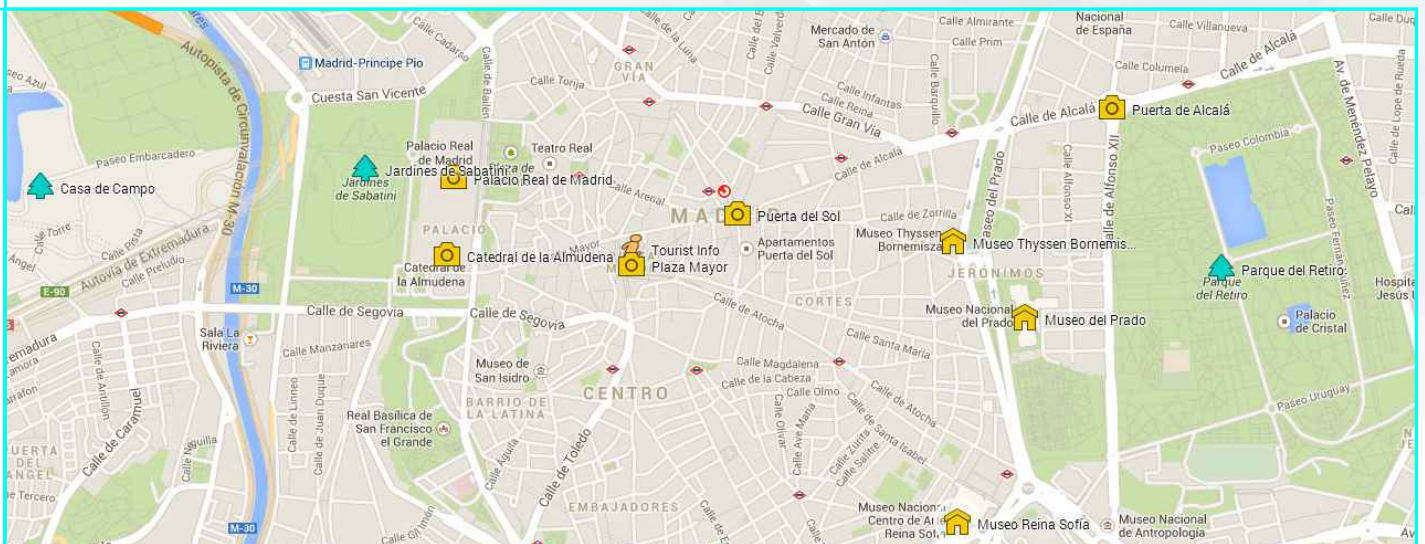
2

GARDENS AND PARKS

There are two very big gardens in Madrid that were used in the past by the Kings of Spain for hunting and picnics.

One of them is **Casa de Campo** (Country House), a large extension of forests in which our event will take place. Apart from the forest itself there is a lake, a zoo, an amusement park (Parque de Atracciones de Madrid), an aerial tramway, sport center and a lot of wild animals (birds, rabbits, squirrels...).
 Metro: Casa de Campo (L10, L5), Batán (L10) and Lago (L10)

The other garden and the favorite of Madrid's people is the **Retiro**, a wonderful oasis of calm located at the East of the center of Madrid. 'The green lung of Madrid', as it is called, has a wide number of statues, fountains and commemorative monuments that have turn it into a real open air sculpture museum and a wonderful place for walking, sailing in a boat on the lake, playing cards or simply resting.
 Metro: Retiro (L2), Ibiza (L2)



- 1º Museo Thyssen-Bornemisza
- 2º Retiro

LESS KNOWN PLACES

The previous section covers the most popular tourist spots, but there are some other beautiful places to visit that are less known for most people:

Templo de Debod - Temple of Debod - Calle Ferraz, 1.

It is an ancient Egyptian temple that has been reconstructed in a Park in Madrid. It dates from the 4th century BC and was donated and brought to Madrid in 1971.

Ermita de San Pelayo y San Isidoro - Saint Pelayo and Saint Isodoro Church - Retiro Park

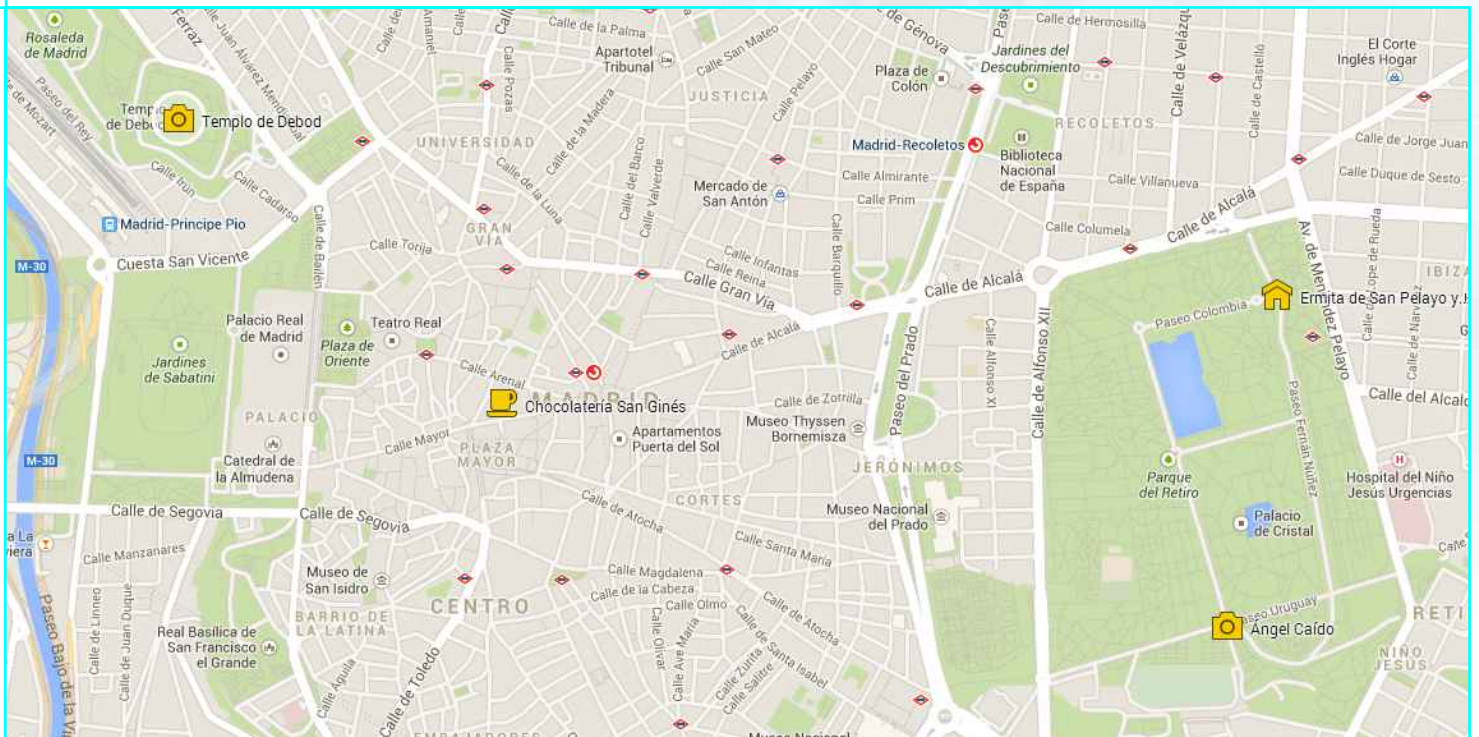
This medieval church, located in the Retiro Park nowadays, was originally erected in Ávila, 100 km away from its current location but its remainings were relocated in Madrid during XIX century.

Estatua del Ángel Caído - Fallen Angel Statue - Retiro Park


You can find it inside the Retiro Park. It claims to be the only public statue in the world of Lucifer, the Fallen Angel.

Chocolatería San Ginés - Pasadizo San Ginés, 5.

At this chocolatería you can have the most traditional chocolate con churros (since 1894!). It is very near of Plaza Mayor and Puerta del sol, so it is a very good option for starting the day with a typical breakfast.



1º Temple of Debod
2º Fallen Angel Statue



1



2

OTHER CITIES AROUND MADRID

If you are staying longer in Spain, you might want to visit some other important and beautiful cities very near Madrid, (1-2 hours away):

- **Ávila**: a medieval city rounded by Roman walls; plenty of churches and narrow and winding streets. There you can taste the "chuletón" (big steak) of beef. You can get there by train, bus or car in more or less 1 hour.

- **Aranjuez**: small city in the south of Madrid. There you can find the Royal Palace of Aranjuez, with excellent gardens. You can go there by train, bus or car in about 1 hour.

- **Alcalá de Henares**: The university, the cathedral and the house of Cervantes are rounded by a lot of bars where you can have cañas and tapas. Getting there takes around half an hour.

- **Toledo**: medieval city to the south of Madrid, where a mixture of Christians, Muslims and Jewish lived in peace in the Middle Age. Cathedrals, mosques and synagogues with a modern "Alcázar" (castle) can be seen there. You can go there by train, bus or car in around 1 hour.

- **Segovia**: city to the northwest of Madrid. The most famous monument is the Roman Aqueduct, the cathedral and the "Alcázar". If you go there, you have to taste "cochinillo" (pork), lamb and big beans. You can go there by train, bus or car in 1 hour. On the way to Segovia, you can visit the Royal Palace of La Granja and see the "Sierra" of Madrid.

- **Salamanca**: city to the north of Madrid. This University City has plenty of undergraduate life and fun. You can visit the two cathedrals, the University, and a lot of Renaissance palaces. Going there by car, train or bus takes about 2 hours.



1º Ávila
2º Salamanca



FOOD AND DRINK

Probably most of you have heard of "tapas" but aren't quite sure what this really means. "Tapa" simply refers to a small plate of food (Its larger version, "ración", is much better for sharing with a large group).

"Ir de tapas" (going out for tapas) is a dynamic activity which consists of hopping from bar to bar having some drink, usually a glass of beer ("caña") or wine, and sampling a little of everything. Don't expect to sit down to eat! The most popular types of wine are red (featuring "Ribera", "Rioja", "Toro"... varieties), white ("Rueda" and "Albariño") and rosé ("Cigales" and "Ribera").

One of the most famous places to have some "tapas" is in the "Cava de San Miguel" (near Plaza Mayor), and it is called Saint Michel's Market (Mercado de San Miguel). In this place, you will have many different options in the same building. This place is quite expensive (2-3€ per tapa) but the quality is the best! Around the city center and on Latina neighborhood (Metro: La Latina: L5) you can find a lot of bars that serve tapas.

In the surroundings of Plaza Mayor you might also want to taste one of the most typical dishes to take out: "Bocadillo de calamares" (Fried Calamari Baguette). Almost every bar on the street would have this on his offers!

But if you prefer to have a proper meal seating, here you are some other options:



ALFREDO'S BARBACOA
(one of the best burgers in Madrid)
Adress: Calle de Lagasca, 5
Phone: +34 915 766 271
Metro: Retiro (L2)
Food: Burger

CASA MINGO
Address: Paseo de la Florida, 34
Phone: +34 915 477 918
Metro: Príncipe Pío (L6,L10)
Food: tapas, rations, Asturian food

LA GATA FLORA
Address: Calle San Vicente Ferrer, 33
Phone: +34 915 212 792
Metro: Tribunal (L1,L10)
Food: Italian-Argentinian food

LA BOLA
Adress: Calle Bola 5,
Phone: +34 915 476 930
Food: Cocido Madrileño (Stew)



- 1º "Tapas"
- 2º Bocadillo de calamares (Fried Calamari Baguette)
- 3º Alfredo's Barbacoa burger



NIGHTLIFE

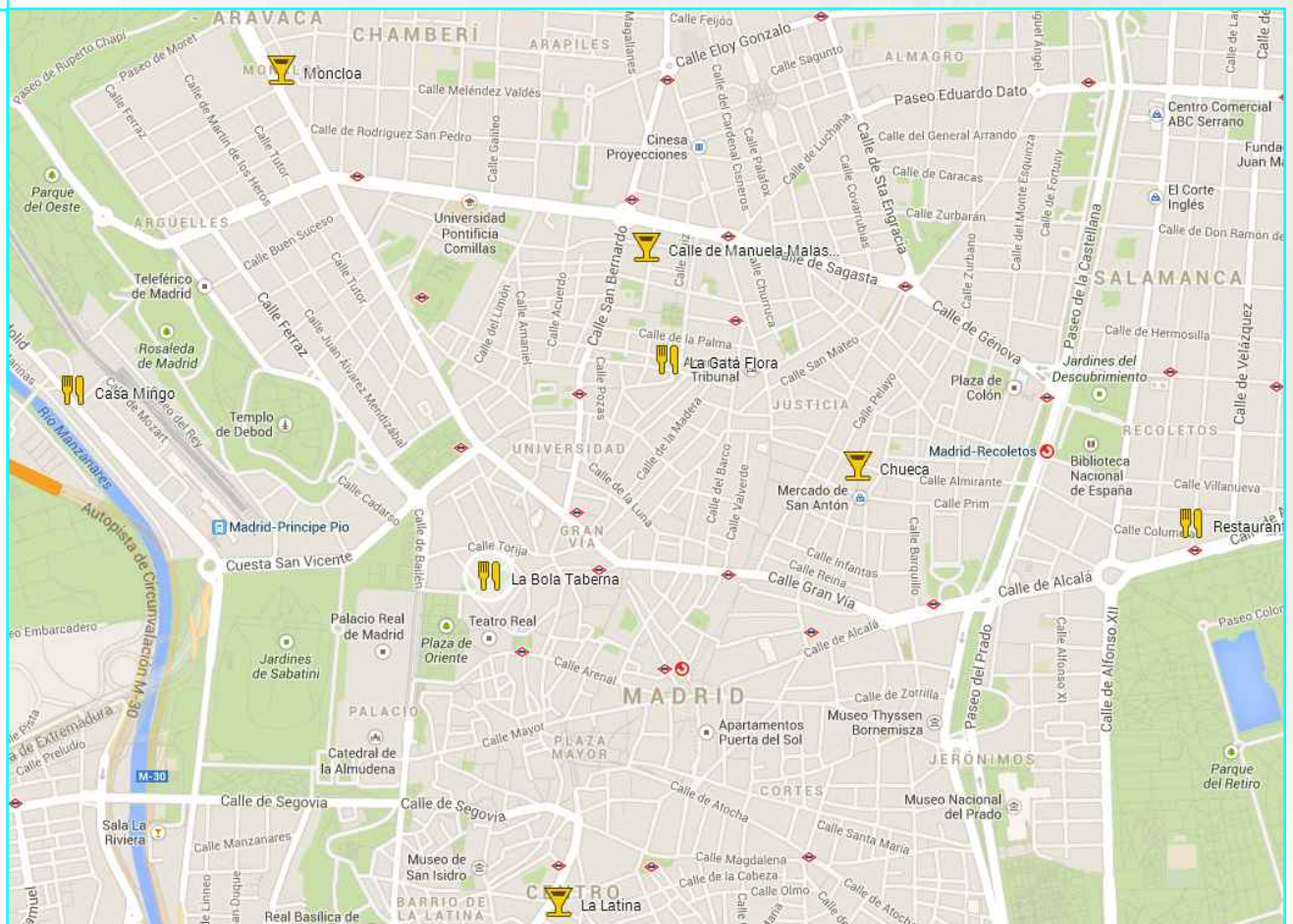
Madrid is a city where you can party every day of the week! The most usual days to go out are Thursdays, Fridays and Saturdays but there are a lot of tourists and students in Madrid that go out every day. These are the most famous zones to have a drink:

• **La Latina**: typical for having beers and tapas. It is a good option for weekend morning and afternoon also! Includes the streets of Cava Baja, Cava Alta, Humilladero Square, La Paja Square and surrounding streets. Metro: La Latina (L5).

• **Manuela Malasaña - Tribunal**: Including Manuela Malasaña Street, La Palma Street, Fuencarral Street, 2 de Mayo Square and surrounding streets, is an alternative zone for having cañas, tapas and cocktails. Metro: Tribunal (L1,L10), Bilbao (L1,L4).

• **Moncloa-Argüelles**: including the streets around these two Metro stations, it is usually crowded with university students. Although you can also have dinner in this zone, it is better for drinking beer and cocktails. Metro: Moncloa (L3,L6) and Argüelles (L2,L4,L6)

• **Chueca**: this funny zone has increased its fame since a lot of artists have gone there for living. Small, cheap and alternative bars are placed around Chueca Square. It is also the gay neighborhood. Metro: Chueca (L5).



LOCAL GAME STORES

In Madrid there are many local gaming stores, both in the city and in the province, and some of them are really great. In this guide we have collected only the most important in the city.

Metrópolis Center

C/ Espejo, 9
Metro: Ópera (L5)
Phone Number: 91 541 66 87
Web: www.mtgmetropolis.com

Magic Evolution

C/ Manuel Silvela, 8
Metro: Bilbao (L1,L4), Alonso Martínez (L4,L10)
Phone Number: 91 758 25 63
Web: www.magicrevolution.com

Ítaca Freak Shop

C/ de la Palma 38
Metro: Tribunal (L1,L10), Noviciado (L2)
Phone Number: 91 523 81 21
Web: www.tiendaitaca.com

LudoGoya

C/ Mártires Concepcionistas, 5
Metro: Goya (L2, L4), Manuel Becerra (L6)
Phone Number: 912819099
Web: www.ludogoya.com

Generación X (Elfo)

C/ Elfo, 98
Metro: Pueblo Nuevo (L5), Quintana (L5)
Phone Number: 913675380
Web: www.generacionx.info


Mono Araña Cómics

C/ Peñuelas, 14
Metro: Embajadores (L3), Acacias (L5)
Phone Number: 91 182 54 59
Web: www.elmono-araña.com



1º Magic Evolution
2º Generación X (Elfo)
3º Mono Araña Cómics

GP MADRID 2014 TRAVEL GUIDE TEAM



"Feel free to share this travel guide in any website"

"Wizards of the Coast, Magic: The Gathering, and their logos are trademarks of Wizards of the Coast LLC. © 2014 Wizards. All Rights Reserved. This publication is not affiliated with, endorsed, sponsored, or specifically approved by Wizards of the Coast LLC."